




National Endowment for the Humanities
Washington DC 20506

MEMORANDUM

DATE: 31 May 1994
FROM: John Meredith 
TO: DSP Colleagues
SUBJECT: National Regrant Patterns

And now for something completely different, the national trends in regrants for 1983-1993, based on our (mostly) reliable computer information. As suspected, there are fewer regrants being awarded, primarily major grants. The median size of the grants appears to have remained stable, but the numbers awarded appear to be diminishing. The apparent decline in packaged program is, I suspect, not real but based on the way they are reported to us.

The next logical step would be to compare these figures against each state's revised budget on file, to see how our computerized information either reflects or distorts what might be going on. More later as data become available.

GRANT AWARD PATTERNS NATIONWIDE

	83	84	85	86	87	88	89	90	91	92	93
APPS REC'D											
Major	6079	6112	5034	2966	2360	2724	2686	2676	2541	2452	2467
FUNDED											
Major	4223	4056	3258	1600	1419	1590	1483	1566	1511	1457	1370
Mini	3	12	243	1354	1552	1636	1751	1712	1856	1847	1850
Packaged	0	1	232	831	1467	2097	2272	2188	2369	1707	1403

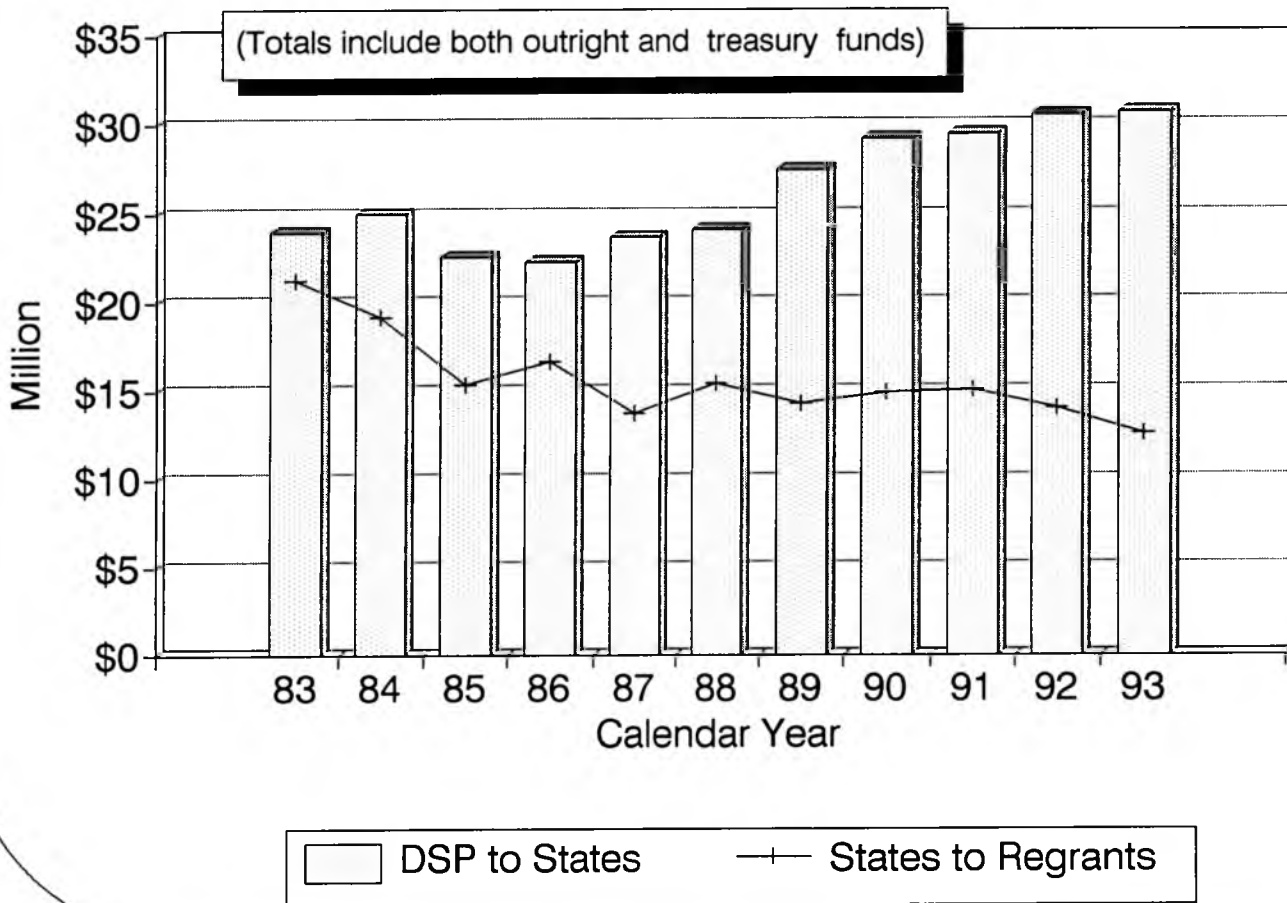
% FUNDED											
Major	69.6%	66.4%	64.7%	53.9%	60.1%	58.4%	55.2%	58.5%	59.5%	59.4%	56.0%
Mini	100.0%	70.6%	79.7%	73.1%	74.6%	77.2%	75.6%	77.8%	74.9%	75.1%	76.5%
Packaged		100.0%	98.7%	95.8%	98.6%	98.6%	95.9%	96.8%	95.1%	93.3%	96.1%

MEDIAN AWARD											
Major	\$1,500	\$1,475	\$1,500	\$5,215	\$5,293	\$5,180	\$5,100	\$5,600	\$5,550	\$5,037	\$5,080
Mini	\$1,500	\$1,000	\$1,000	\$1,000	\$1,000	\$1,000	\$1,000	\$1,000	\$1,000	\$1,000	\$1,000
Packaged	\$0	\$200	\$130	\$195	\$194	\$166	\$198	\$73	\$200	\$213	\$263

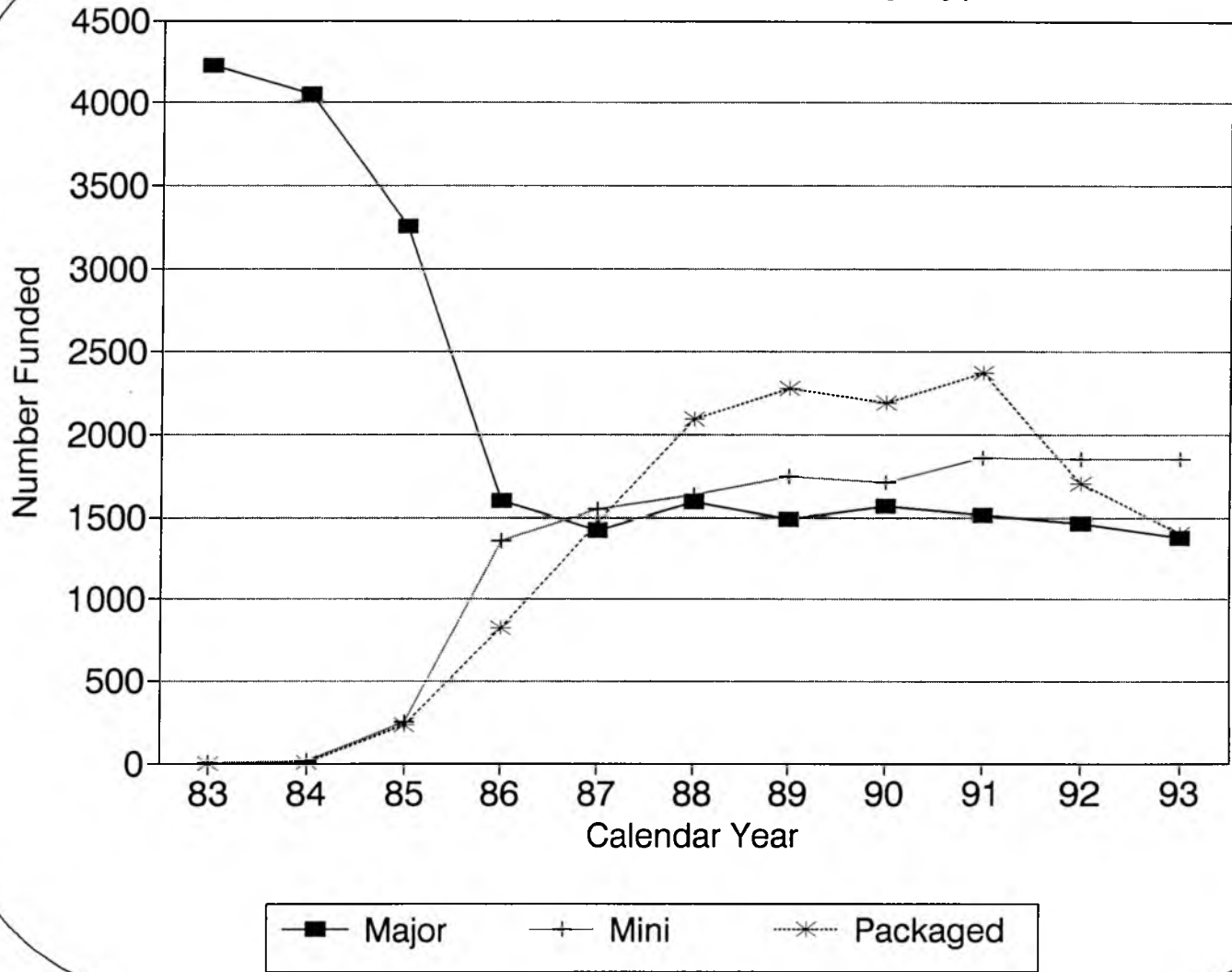
TOTAL AWARDED (IN MILLIONS)											
Major (OR)	17.4	15.4	12.4	11.5	9.1	10	9.6	10.3	10.1	9.1	8.29
Treasury	3.8	3.7	2.6	3.2	2.4	2.7	1.9	2	2.1	2.2	1.5
Mini (OR)	0.01	0.04	0.27	1.5	1.6	1.7	1.8	1.7	1.8	2	1.86
Treasury	0	0	0.01	0.13	0.19	0.19	0.09	0.05	0.14	0.2	0.18
Package (OR)	0	0	0.04	0.25	0.44	0.71	0.89	0.83	0.92	0.48	0.5
Treasury	0	0	0	0.02	0.04	0.06	0	0	0.003	0	0
TOTAL OR	17.41	15.44	12.71	13.25	11.14	12.41	12.29	12.83	12.82	11.59	10.85
TOTAL TREAS	3.8	3.7	2.61	3.35	2.63	2.95	1.99	2.05	2.223	2.4	1.7
GRAND TOTAL	21.21	19.14	15.32	16.6	13.77	15.36	14.28	14.88	15.043	13.99	12.55

DSP FUNDS AWARDED TO STATES (NOT INCLUDING \$ FOR EXEMPLARY AWARDS)											
OR	19	19.5	18.6	18.1	19.1	19.4	22.1	23.9	23.3	24.5	24.65
TREAS	4.9	5.5	3.9	4.1	4.5	4.7	5.3	5.3	6.1	6	6
GRAND TOTAL	23.9	25	22.5	22.2	23.6	24.1	27.4	29.2	29.4	30.5	30.65

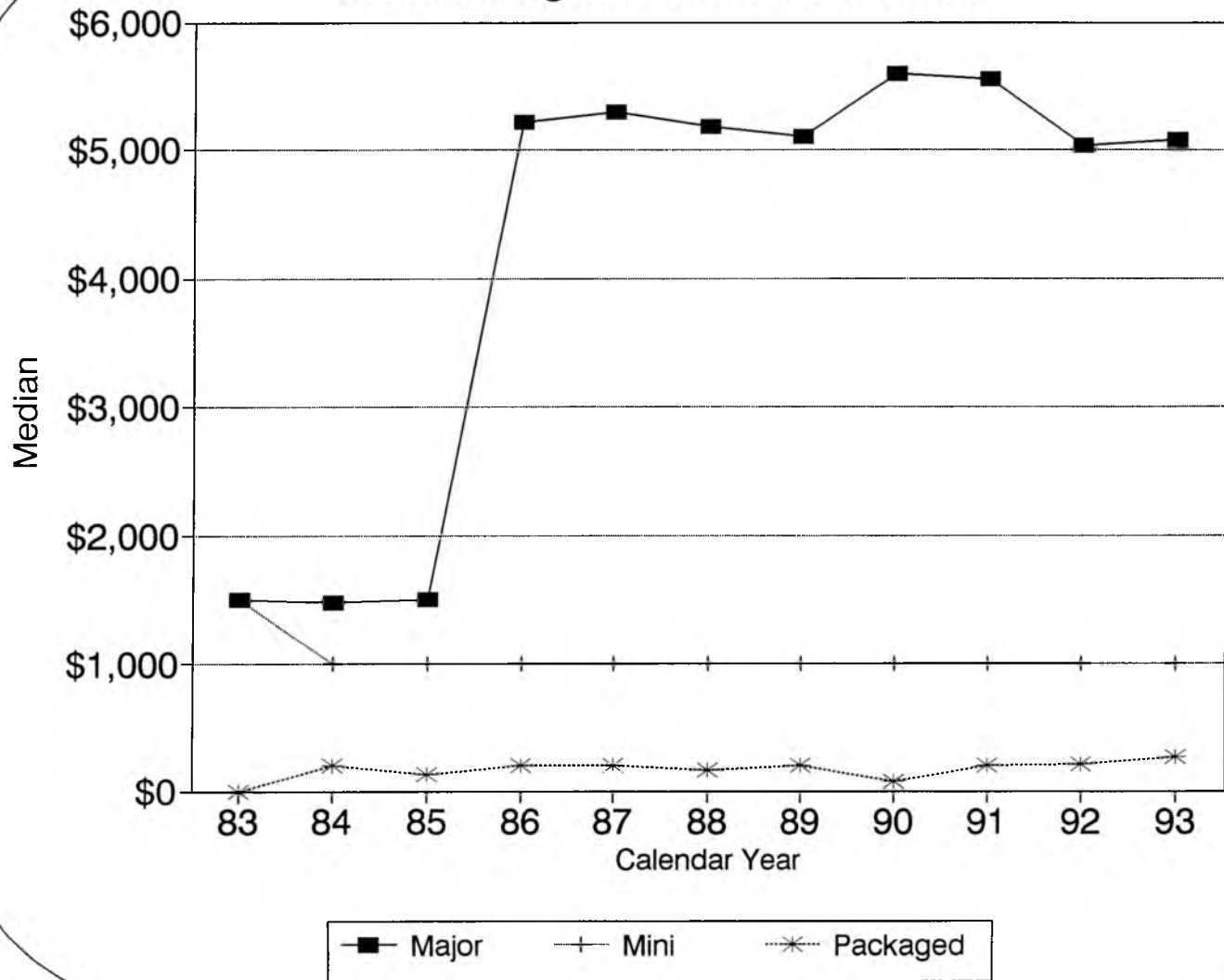
Funds Awarded to States by DSP, Compared to Funds Regranted by States



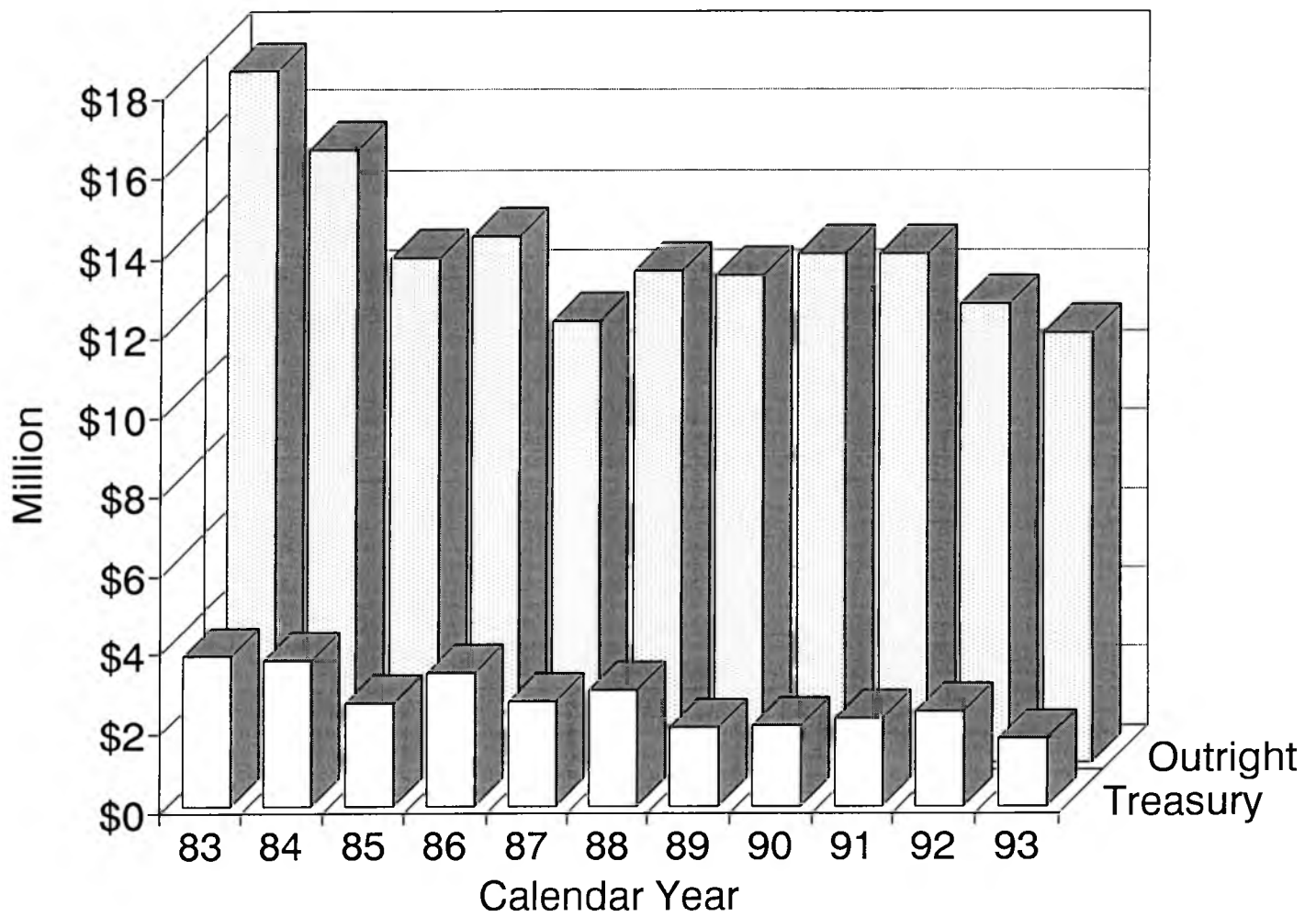
Regrants Funded Nationwide, by Type



Median Regrant Award Nationwide



Total Awarded: All Regrants



Grant Award Patterns Since 1983

	<u>83</u>	<u>84</u>	<u>85</u>	<u>86</u>	<u>87</u>	<u>88</u>	<u>89</u>	<u>90</u>	<u>91</u>
<u>Apps. Rec'd</u>									
Major	6079	6112	5034	2966	2360	2724	2686	2676	2506
Mini	3	17	243	1852	2081	2119	2317	2200	2447
Packaged	0	1	235	867	1488	2127	2367	2260	2485
<u>Median Award (\$)</u>									
Major	1500	1475	1500	5125	5293	5180	5100	5600	5577
Mini	1500	1000	1000	1000	1000	1000	1000	1000	1000
Packaged	0	200	130	195	194	166	198	73	203
<u>% Approved</u>									
Major	.70	.66	.65	.54	.60	.58	.55	.59	.60
Mini	1.00	.71	.80	.73	.75	.77	.76	.78	.75
Packaged	.00	1.00	.99	.96	.99	.99	.96	.97	.95
<u>Total Spent (M\$)</u>									
Major	17.4	15.4	12.4	11.5	9.1	10.0	9.6	10.3	10.0
Mini	6.8	.04	.3	1.5	1.6	1.7	1.8	1.7	1.8
Packaged	0	.01	.04	.23	.44	.71	.90	.83	.92

Participants/Audiences (As %) Since 1983

Year	<u>83</u>	<u>84</u>	<u>85</u>	<u>86</u>	<u>87</u>	<u>88</u>	<u>89</u>	<u>90</u>	<u>91</u>
Community	.03	.05	.06	.06	.05	.08	.06	.07	.08
General Pub.	.51	.47	.52	.49	.50	.44	.46	.44	.44
Govt./Comm. Leaders	.03	.02	.02	.03	.02	.01	.02	.02	.02
Minority/ Women	.11	.15	.11	.12	.13	.12	.13	.11	.13
Occupational/ Professional	.04	.04	.04	.03	.03	.04	.03	.03	.03
Scholarly	.06	.05	.06	.06	.06	.08	.07	.09	.09
Special Interest	--	--	.25	.04	.06	.07	.06	.06	.06
Students	.04	.04	.04	.04	.03	.05	.05	.04	.04
Teachers	.06	.06	.07	.06	.05	.05	.05	.06	.06
Youth	.07	.08	.06	.03	.02	.01	.01	.003	.003
Other	.05	.04	.04	.04	.05	.04	.06	.07	.04

Sponsors (As %) Since 1983

Year	<u>83</u>	<u>84</u>	<u>85</u>	<u>86</u>	<u>87</u>	<u>88</u>	<u>89</u>	<u>90</u>	<u>91</u>
Ad Hoc	.02	.02	.02	.02	.02	.02	.02	.01	.02
Business/ Civic	.07	.07	.06	.06	.07	.07	.07	.07	.08
Cultural Instit.	.28	.27	.32	.32	.32	.34	.35	.37	.37
Education	.04	.07	.05	.04	.06	.07	.05	.06	.06
Govt.	.03	.03	.04	.03	.04	.03	.03	.03	.03
Higher Educ.	.32	.32	.30	.29	.25	.22	.22	.22	.22
Media	.06	.05	.06	.04	.04	.03	.03	.04	.04
Medical/ Soc. Serv./ Religious	.05	.05	.06	.07	.06	.06	.05	.05	.05
Professional	.04	.05	.04	.04	.05	.03	.03	.04	.04
Other	.08	.06	.07	.08	.10	.13	.14	.10	.09

Formats (As %) Since 1983

Year	<u>83</u>	<u>84</u>	<u>85</u>	<u>86</u>	<u>87</u>	<u>88</u>	<u>89</u>	<u>90</u>	<u>91</u>
Audience Discussion/ Debate	.32	.33	.31	.18	.14	.10	.06	.09	.10
Book/Film Discussion	.02	.04	.01	.04	.05	.11	.10	.07	.08
Conf./Panel/ Seminar	.15	.14	.14	.12	.10	.11	.11	.11	.10
Educ. Insti- tute	.03	.04	.04	.03	.02	.02	.02	.03	.03
Exhibit	.10	.10	.10	.09	.09	.07	.07	.08	.07
Lecture/ Discussion	.01	.03	.06	.21	.28	.32	.34	.34	.35
Media	.16	.14	.16	.13	.09	.08	.10	.09	.08
Performance/ Historical Dramatiz.	.07	.07	.06	.07	.08	.07	.08	.08	.07
Print	.06	.06	.05	.04	.06	.04	.04	.04	.03
Research	.04	.03	.03	.04	.03	.05	.04	.03	.04
Other	.07	.05	.05	.04	.05	.04	.05	.04	.05

Disciplines (As %) Since 1983

Year	<u>83</u>	<u>84</u>	<u>85</u>	<u>86</u>	<u>87</u>	<u>88</u>	<u>89</u>	<u>90</u>	<u>91</u>
American Studies	--	--	--	.001	.004	.01	.02	.01	.02
Anthro./ Folklore	.09	.08	.09	.10	.08	.09	.07	.09	.08
Archeology	.02	.01	.01	.01	.01	.01	.02	.02	.02
Art History	.10	.10	.11	.10	.09	.09	.10	.09	.09
Education	.02	.03	.02	.02	.01	.01	.01	.01	.01
Ethnic Studies	--	--	--	.002	.02	.03	.04	.04	.05
History	.30	.30	.30	.31	.32	.29	.29	.29	.32
Interdisc.	--	.001	.004	.03	.03	.05	.03	.05	.05
Jurisprud.	.02	.02	.01	.02	.03	.01	.01	.01	.01
Language/ Linguist.	.03	.03	.04	.03	.02	.02	.03	.02	.02
Literature	.18	.19	.19	.16	.15	.19	.15	.13	.14
Philosophy	.06	.06	.06	.05	.05	.04	.05	.03	.04
Religion	.03	.03	.03	.03	.02	.02	.02	.03	.02
Soc. Sci.	.10	.09	.09	.10	.10	.08	.10	.10	.10
Other	.07	.06	.05	.04	.04	.04	.06	.06	.04

Year	<u>Topics (As %) Since 1983</u>								
	<u>83</u>	<u>84</u>	<u>85</u>	<u>86</u>	<u>87</u>	<u>88</u>	<u>89</u>	<u>90</u>	<u>91</u>
American Studies	--	--	--	.002	.01	.03	.02	.03	.04
Anthro/ Folklore	.08	.08	.08	.07	.05	.06	.06	.05	.04
Archeology/ Architecture	.02	.03	.03	.03	.03	.02	.03	.03	.03
Arts	.09	.08	.09	.09	.07	.07	.08	.07	.07
Classics	--	--	.004	.003	.004	.003	.002	.003	.003
Education	.02	.02	.01	.01	.01	.01	.01	.01	.01
Philosophy/ Ethics	.06	.06	.06	.05	.04	.03	.03	.03	.02
Ethnic Studies	.05	.05	.05	.07	.08	.08	.10	.10	.12
History	.19	.19	.17	.07	.08	.13	.12	.12	.11
U.S. Hist.	.12	.10	.15	.25	.26	.18	.17	.16	.17
Interdisc.	--	--	.001	.01	.01	.02	.04	.06	.08
Jurisprud.	.02	.02	.02	.01	.02	.01	.01	.01	.01
Language/ Linguist.	.02	.02	.02	.01	.01	.01	.01	.01	.01
Literature	.12	.13	.13	.11	.10	.14	.10	.10	.09
Pol. Studies/ Soc. Sci.	.06	.06	.05	.05	.07	.04	.05	.05	.05
Public Pol./ Environ.	.09	.10	.09	.06	.06	.07	.06	.06	.05
Religion	.02	.02	.01	.02	.02	.01	.02	.02	.02
Sociology	--	.00	.001	.01	.03	.01	.01	.01	.004
Womens Studies	.03	.04	.04	.04	.04	.03	.04	.05	.04
Other	.01	.01	.01	.02	.02	.03	.04	.02	.03

* STATE PROFILE *

FOLLOWING OPTIONS WERE SELECTED IN THIS RUN

Dates: 10/01/91 - 09/30/93
Funds Type: FEDERAL Break Down: NATION WIDE
Type of Project: MAJOR
MINI

STATE HUMANITIES COMMITTEE STATISTICAL PROFILE

Dates: 10/01/91 - 09/30/93

Break Down: NATION WIDE

PROJECT TYPE MAJOR

	NUMBER	OUTRIGHT	MATCH
	-----	-----	-----
Applications received:	4929	46,394,785.69	6,774,928.50
Grants awarded:	2871	18,351,274.10	4,209,529.26
Percentage of total:	58.24	39.55	62.13

RANGE IN OUTRIGHT GRANT SIZE

AMOUNT AWARDED

	AMOUNT AWARDED

Lowest:	30.00
Median:	5,285.00
Highest:	72,000.00

PROJECT TYPE MINI

	NUMBER	OUTRIGHT	MATCH
	-----	-----	-----
Applications received:	4805	5,940,841.52	364,869.00
Grants awarded:	3624	3,790,462.88	402,676.28
Percentage of total:	75.42	63.80	110.36

RANGE IN OUTRIGHT GRANT SIZE

AMOUNT AWARDED

	AMOUNT AWARDED

Lowest:	18.46
Median:	1,000.00
Highest:	27,350.00

PROJECT TYPE PACKAGED

	NUMBER	OUTRIGHT	MATCH
	-----	-----	-----
Applications received:	0	.00	.00
Grants awarded:	0	.00	.00
Percentage of total:	.00	.00	.00

RANGE IN OUTRIGHT GRANT SIZE

AMOUNT AWARDED

	AMOUNT AWARDED

Lowest:	.00
Median:	.00
Highest:	.00

TOTALS

	NUMBER	OUTRIGHT	MATCH
	-----	-----	-----
Applications received:	9734	52,335,627.21	7,139,797.50
Grants awarded:	6495	22,141,736.98	4,612,205.54
Percentage of total:	66.72	42.30	64.59

RANGE IN OUTRIGHT GRANT SIZE

AMOUNT AWARDED

	AMOUNT AWARDED

Lowest:	18.46
Median:	1,500.00
Highest:	72,000.00

NOTE: Counts given in the following summary(ies) do not necessarily correspond with the total number of applications or awards. The report accounts for all categories or fields identified in each project. The maximum number of categories possible for each project is shown in parenthesis at the top of the list(s) Because percentages are rounded, totals may not be exactly 100%.

FOR: NATION WIDE

03/09/94

Participants/Audience (3)

	APPLICATIONS	AWARDS & PERCENTAGES OF TOTAL AWARDS	
Community Group	856	641	5.34
General Public	7,164	4,885	40.71
Govt. Officials/Community Leaders	397	259	2.15
Minority/Ethnic Groups/Women	2,553	1,748	14.56
Occupational/Professional Groups	589	405	3.37
Scholarly Community	1,944	1,310	10.91
Special Interest Groups	1,399	928	7.73
Students	807	555	4.62
Teachers (K - 12)	1,214	843	7.02
Youth	29	21	0.17
Other Audiences	551	404	3.36
TOTALS	17,503	11,999	99.94

FOR: NATION WIDE

03/09/94

Institutional sponsors (1) & co-sponsors (1)

	APPLICATIONS	AWARDS & PERCENTAGES OF TOTAL AWARDS	
	-----	-----	-----
Ad HOC Groups	210	129	1.79
Business/Foundations/Civic Organizations	606	434	6.03
Cultural Institutions (e.g. museums, libraries, historical societies)	3,619	2,663	37.00
Education (elementary-secondary)	615	424	5.89
Government (state, local, federal)	281	196	2.72
Higher Education/Research or Scholarly Inst.	2,837	1,891	26.27
Media (Radio, TV, Film)	790	431	5.98
Medical/Health/Social Services/Religious Organizations	359	250	3.47
Professional/ Occupational Organizations (labor, agricultural, legal)	225	154	2.13
Other institutions	996	625	8.68
TOTALS	10,538	7,197	99.96

Project formats (3)

	APPLICATIONS	AWARDS & PERCENTAGES OF TOTAL AWARDS	
Audience Discussion/Debate	1,034	806	7.59
Book/Film Discussion	927	781	7.35
Conference/Panel/Seminar/Workshop	2,355	1,602	15.08
Education Projects (Teach Inst/Curr Dev etc)	783	568	5.34
Exhibit/Site Interpretation	1,529	1,120	10.54
Lecture/Discussion	3,047	2,327	21.91
Media Production	1,624	902	8.49
Performance/Historical Dramatization	868	590	5.55
Print Media/Publishing/Scholarly Editing	850	552	5.19
Research/Fellowship/Oral History/Interviews	1,183	669	6.30
Other Formats	1,045	702	6.61
TOTALS	15,245	10,619	99.95

FOR: NATION WIDE

03/09/94

Disciplines involved in projects (3)

	APPLICATIONS	AWARDS & PERCENTAGES OF TOTAL AWARDS	
American Studies	456	324	2.49
Anthropology/Folklore	1,594	1,090	8.40
Archaeology	334	235	1.81
Arts, History and Criticism	1,846	1,214	9.36
Education	343	213	1.64
Ethnic Studies	1,258	889	6.85
History	5,056	3,494	26.95
Interdisciplinary/Multidisciplinary	1,060	743	5.73
Jurisprudence	213	137	1.05
Languages/Linguistics	492	341	2.63
Literature	2,373	1,796	13.85
Philosophy	583	377	2.90
Religion/Comparative Religion	461	316	2.43
Social Sciences	1,859	1,166	8.99
Other Disciplines	983	626	4.82
TOTALS	18,911	12,961	99.90

Project topics (3)

TOPICS -----	AWARDS & PERCENTAGES OF TOTAL AWARDS		
	APPLICATIONS -----		
American Studies	653	450	3.32
Anthropology/Folklore/Folklife	832	602	4.44
Archaeology/Architectural History/ Historic Preservation	529	352	2.60
Arts, History and Criticism	1,603	1,033	7.63
Classics	50	36	0.26
Education	419	239	1.76
Ethics/Philosophy	478	305	2.25
Ethnic Studies (Native American, Hispanic, Asian, Afro-American, etc.)	2,813	1,957	14.46
History	2,427	1,670	12.34
History (United States only)	2,981	2,036	15.04
Interdisciplinary/Multidisciplinary	1,279	837	6.18
Jurisprudence	163	106	0.78
Languages/Linguistics	216	136	1.00
Literature	1,735	1,345	9.93
Political Studies/International Studies/ Social Sciences	909	579	4.27
Public Issues/Environmental Studies	1,080	720	5.32
Religion/Comparative Religion	331	238	1.75
Sociology	165	111	0.82
Women's Studies	666	483	3.56
Other Topics (Economics, Psychology, etc.)	508	297	2.19
TOTALS	19,837	13,532	99.90

Sponsor distribution by congressional dist.

	APPLICATIONS	AWARDS & PERCENTAGES OF TOTAL AWARDS	
01	2,478	1,808	27.83
02	1,372	947	14.58
03	778	536	8.25
04	632	424	6.52
05	561	327	5.03
06	407	275	4.23
07	475	289	4.44
08	333	200	3.07
09	292	190	2.92
10	220	136	2.09
11	122	92	1.41
12	94	67	1.03
13	99	65	1.00
14	89	67	1.03
15	126	73	1.12
16	109	67	1.03
17	164	102	1.57
18	90	68	1.04
19	54	38	0.58
20	62	46	0.70
21	42	30	0.46
22	35	24	0.36
23	20	15	0.23
24	13	7	0.10
25	13	7	0.10
26	19	14	0.21

FOR: NATION WIDE

03/09/94

Sponsor distribution by congressional dist. CONT.

	APPLICATIONS	AWARDS & PERCENTAGES OF TOTAL AWARDS	
27	16	5	0.07
28	12	8	0.12
29	10	4	0.06
30	52	26	0.40
31	2	0	0.00
32	1	1	0.01
33	6	3	0.04
34	6	4	0.06
36	3	1	0.01
41	17	15	0.23
42	20	16	0.24
47	14	7	0.10
51	32	18	0.27
52	2	2	0.03
56	1	0	0.00
88	111	73	1.12
91	2	0	0.00
OTHER	728	398	6.12
TOTALS	9,734	6,495	99.81